
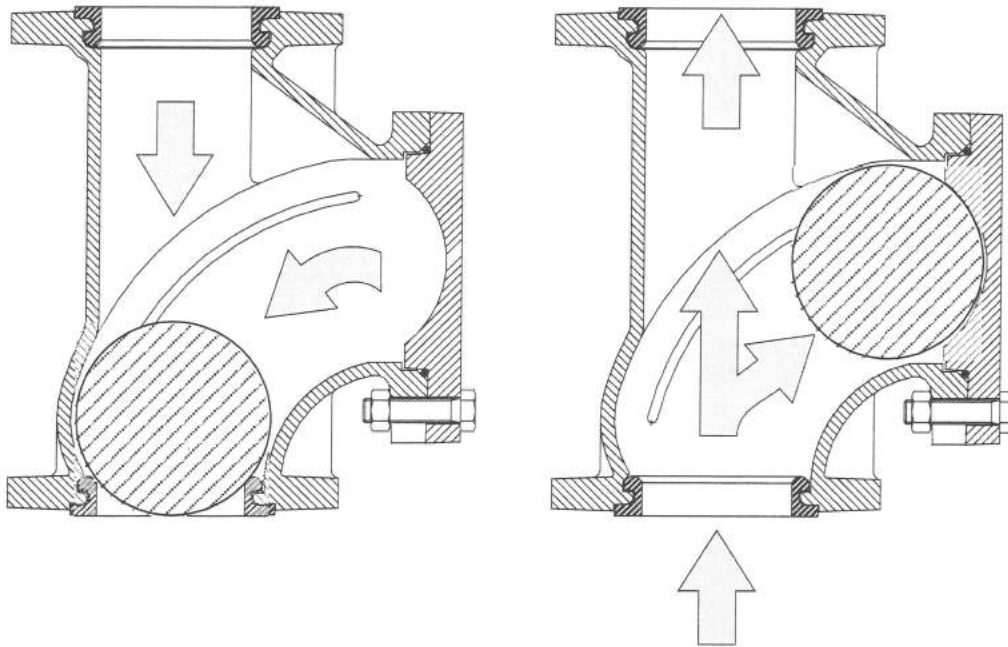


BALL CHECK VALVE - "VAP"

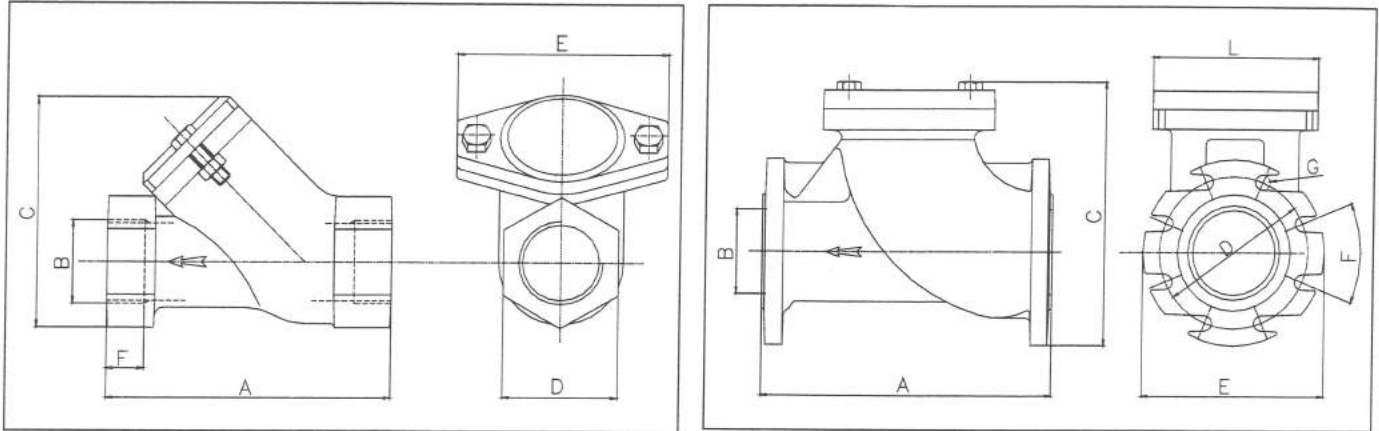


- Rubber covered sinking ball shutter
- Integral free passage
- Removable cover for easy inspection of the system



When the pump stops the sinking ball moves down to shut off the passage into the valve body and prevents the column of water in the section of pipe above the ball returning to the source. When the electric pump is restarted the liquid pushes the ball upwards and due to the shape of the valve body, it is guided to one side, completely freeing the passage. At each restart the section of pipe above the valve is already full, preventing waterhammering.

DIMENSIONS



	G32 (1"¼)	G40 (1"½)	G50 (2")
A	151,5	151,5	151,5
B	1"¼	1"½	2"
C	122	122	172
D	60	60	72
E	112	112	114
F	20	20	20
Kg	4	4	5

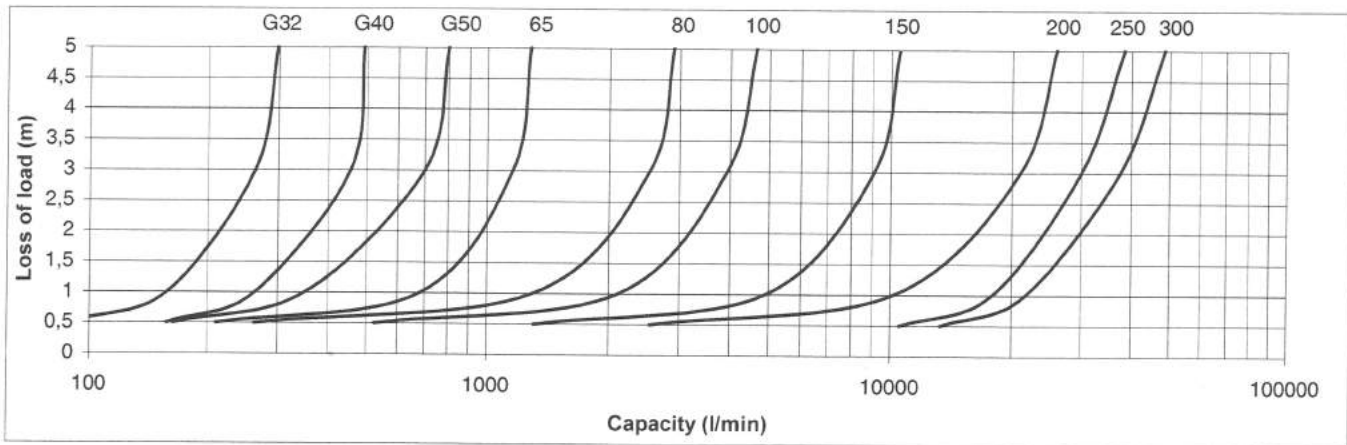
	DN 65	DN 80	DN 100	DN 150	DN 200	DN 250	DN 300
A	221	272	340	398	508	600	700
B	65	80	100	150	200	250	300
C	212,5	246	300	402,5	515	600	680
D	145	160	180	240	295	350	400
E	185	200	220	285	340	400	550
F	90°	45°	45°	45°	45°	30°	30°
G	18	18	18	22	22	22	22
L	149	187	200	291	342		
Kg	14	20	29	59	109	135	200

Except where specified all dimensions are expressed in mm

LOSS OF LOAD

Loss of load (m)	Type of valve									
	G32	G40	G50	DN 65	DN 80	DN 100	DN 150	DN 200	DN 250	DN 300
0,5	5	157	165	210	262	525	1312	2537	10583	13333
1	9	262	350	68	1260	2100	4725	9800	17833	21666
3	15	437	700	1140	2540	3940	9012	21000	30000	37500
5	17	490	800	1280	2975	4725	10500	26250	38334	48500

The values are expressed in litres per minute.



MATERIALS USED

Valve body and cover	Cast iron GJL-250
Seal*	Rubber (NBR)
Sinking ball	Rubber (NBR)
Fixings	Steel A2
Paint finish	Ecological epoxy vinyl

*present up to DN 200